


UHB-001 PROFESSIONAL UHB TAPE DISPENSER

DESCRIPTION:


The below is a basic set up guide to ensure you get the best from you UHB-001 Professional UHB Tape Dispenser. Designed to give accurate and positive pressure when applied, the UHB-001 provides a simple means of applying INDASOL UHB Tape.




UHB-001 is designed to work with Indasol UHB Tapes up to 25mm wide and on cores with 76 mm (3") diameter



Insert UHB Tape with the adhesive side down onto the wheel



Thread the UHB Tape between pressure roller and trimmer unit, hand dispenser is ready to use. There is a width guide O ring that must be slid to match the tape width to stop tracking.



As an option, you can use the edge guide roller to aid in accurate application of UHB Tape. This is an option and not essential for effective use of the UHB-001 applicator.



Enjoy using your UHB-001 dispenser and please do contact us with any questions.



For best results, always use with Indasol UHB Tape

[CLICK HERE FOR THE FULL RANGE](#)

Tel: 0121 556 9900

Mail: enquiry@indasol.co.uk

www.indasolgroup.co.uk



 button-fix

 PROBONDER

 Tensorgrip

 TUSBOND
The Professional Choice

 @UHBTAPE

 @PROTECTIONTAPES

 2/PARTADHESIVE